



## TREATING DRY-DAMAGED CORN WITH BONSILAGE SPEED C

High feed intake in ruminant feeding can only be achieved with hygienic forages. Drought damage in corn is becoming more and more common due to frequent summer droughts. In addition to best practices of silage and harvest management, the use of silage additives has become standard practice.

Corn plants use water efficiently and grow in regions with little rainfall. Nevertheless, during the period from tasseling to maturity, corn needs sufficient water to ensure the basis for optimal cob and kernel formation. If drought damage and the associated effects (Figure 1) occur in this phase, it will be important to have a correctly timed harvest and to use a research proven silage inoculant to ensure proper fermentation. Silage additives inhibit the growth of unwanted microorganisms (e.g. yeasts and molds) and improve the feed value.

### First Stage: Drought stress during corn tasseling

The consequence of drought stress during corn tasseling is a low-cob population. The plant continues to dry/mature without the formation of cobs. The low-cob corn is very rich in sugar, as the sugar in the leaves does not pass into the grain. Due to the increased sugar

content and the often-increased fungal populations on dead leaves, the risk of reheating increases after opening the corn pile. This promotes the growth of yeasts and molds. Thus, the feed value of corn silage is lower (Figure 2). We highly recommend the use of our silage additive BONSILAGE SPEED C for these types of situations.

### Safe ensiling with BONSILAGE SPEED C

BONSILAGE USA gives advice for the correct harvest time of dry-damaged corn stocks in two critical stages of development.

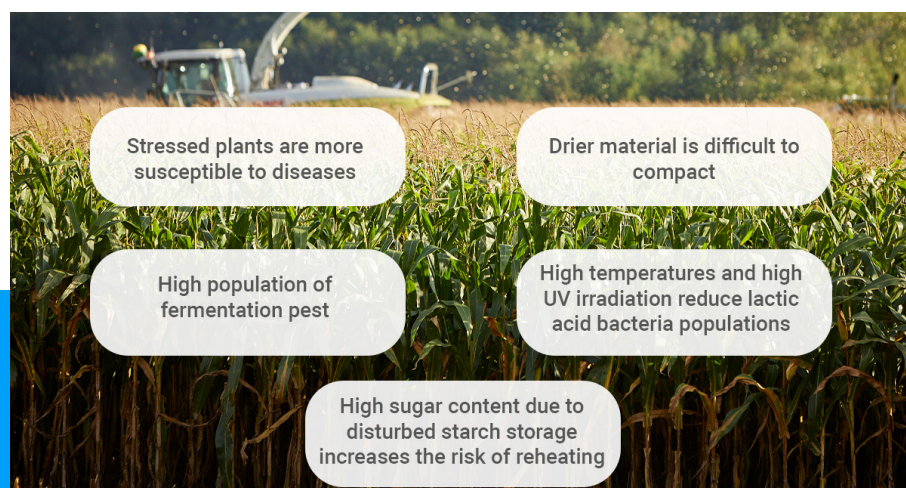
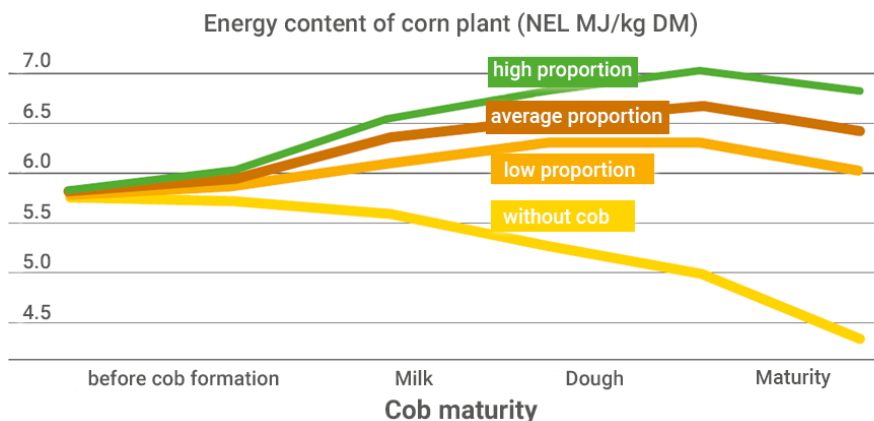


Figure 1. Special hazards in dry-damaged corn

### Increasing acetic acid formation

Acetic acid will be produced within the first two weeks of ensiling. It inhibits the development and multiplication of yeasts and molds in the pile (Figure 3). A special combination of homo- and hetero-fermentative lactic acid bacteria strains (LAB) ensures intensive fermentation right from the start. With the exclusively selected LAB strain of *Lactobacillus diolivorans*, significantly increased acetic acid concentrations are already available after two weeks. Consequences such as reduced feed intake, aerobic spoilage processes, reheating and secondary fermentation are prevented. The cob-free corn plants should be harvested with a dry matter content of at least 28 %. As a result, the risk of silage effluent formation in the pile is relatively low and fermentation losses are minimized.



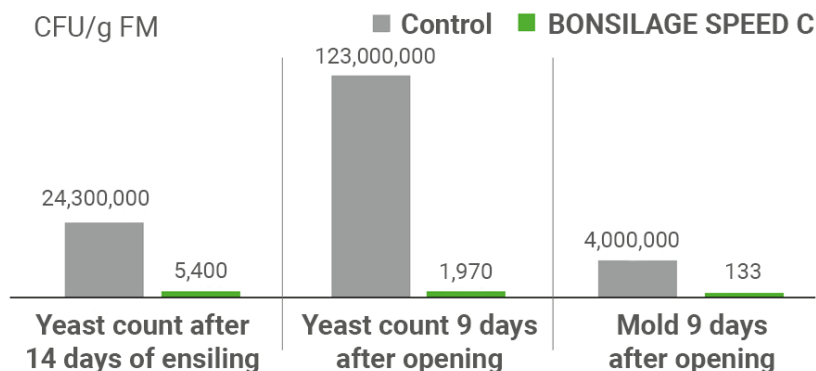
**Figure 2.** Development of Net Energy Content for Lactation in corn plants (Source: Saxon State Office for the Environment, Agriculture and Geology; Prof. Dr. Olaf Steinhöfel)

### Second stage:

#### Drought stress after blossom

Drought stress in corn often occurs after blossom. A rapid ripening in the corn stalks is the result. The dry-damaged leaves stop assimilation. Affected stalks should be harvested with a maximum dry matter content of 32 % (drying of the long cob leave). Therefore, stalks should be closely monitored on a

daily basis. Additionally, the use of BONSILAGE SPEED C is recommended to increase the feed supply despite damaged raw material and to improve the forage situation. Especially with these pre-damaged corn stalks, compliance with silage management recommendations is very important.



**Figure 3.** BONSILAGE SPEED C - Active inhibition of fermentation pests before and after silo opening (Source: University of Bonn, 2016).

**Your BONSILAGE consultant will be happy to advise you on the use of BONSILAGE SPEED C in dry-damaged corn stocks.**



**ORDER ONLINE**  
You can order all our BONSILAGE products online.  
They are just one click away:  
[www.bonsilageusa.com](http://www.bonsilageusa.com)